



TS 73 EMF

Hold-open system

The proven solution for controlled hold-open of fire and smoke check doors

Universal application capability, stable hold-open point and assured quality. The DORMA TS 73 EMF is a combination of hydraulic door closer and electro-magnetic hold-open unit. In conjunction with a smoke detection system (e.g. DORMA RMZ), the TS 73 EMF can be used as a hold-open system for fire and smoke check doors.

The hold-open of the door is performed under electro-magnetic control. In the event of a fire, the door is reliably closed by the integral hydraulic closer. The closing cycle is also initiated by manual door operation or automatically in the event of a power failure.

Certified to ISO 9001

Benefits

For the trade

- Efficient stocking thanks to non-handed, modular system
- Range of arm assemblies and accessories to provide an ideal solution even for special applications.

For the fabricator/installer

- Easy to fix.
- No adjustment of the hold-open point necessary.
- Optimum adaptability thanks to adjustable latching action.

For the specifier/architect

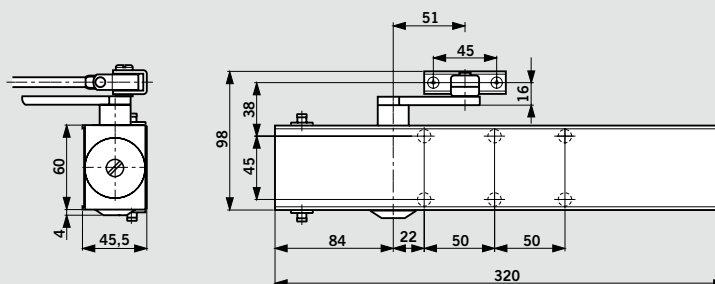
- Attractive, compact design.
- Wide range of applications.
- Hold-open possible between approx. 75° and 180°.

For the user

- To hold open, the door simply has to be opened to the required point and released.
- Free selection of the hold-open point (opening angles over 75°); variable at any time without the need for adjustment of setting controls.
- Convertible to free-swing door closer.

Data and features		TS 73 EMF		
Closing force	Spring strength	EN		
		4	5	6
Standard doors ¹⁾	≤ 1100 mm ≤ 1250 mm ≤ 1400 mm	●	●	●
Fire and smoke check doors ¹⁾	≤ 1100 mm ≤ 1250 mm ≤ 1400 mm	●	●	●
Non-handed			●	
Arm	Standard		●	
	Slide channel		–	
Closing speed variable by valve			●	
Latching speed variable	by arm		●	
	by valve		–	
Backcheck			–	
Delayed action			–	
Hold-open point variable (opening angles between 75° and 180°)			●	
Free-swing arm assembly			○	
Input voltage			24VDC ±15%	
Power input max. in W			2	
Weight in kg			3,4	
Dimensions in mm	Length		320	
	Overall depth		45,5	
	Height		60	
Door closer compliant with EN 1154			●	
Hold-open device compliant with EN 1155			●	
CE mark for construction products			●	
● Yes – No ○ Option				

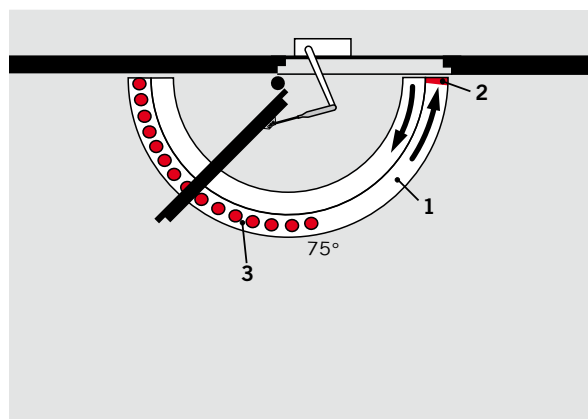
¹⁾ For applications involving particularly high or heavy doors, and doors which have to close against wind or draught conditions, the next larger closer size should be selected.



Standard and optional functions

The **closing speed** of the DORMA TS 73 EMF is infinitely variable by means of a valve. In addition, the **latching action** can be adjusted via the closer arm.

The **electro-magnetic hold-open device** is integrated in the hydraulic door closer. The hold-open point (available from an opening angle of 75°) is freely selectable. The door merely has to be opened to that angle required and then released. Depending on the door width and the size of the opening angle, a degree of fall-back of between 1° and 3° is possible.



- 1 Infinitely variable closing speed
- 2 Infinitely variable latching action (adjustable at arm)
- 3 Hold-open range

Free-swing arm assembly (option)

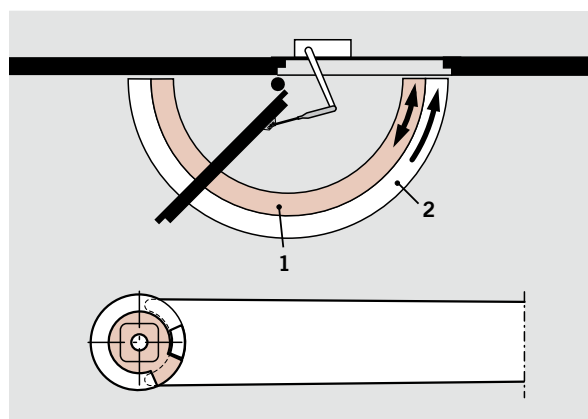
Equipped with a free-swing arm assembly, the DORMA TS 73 EMF can also be employed where doors are required to operate normally – functioning in the same way as doors without a door closer. If the door leaf is opened wide (min. 75°), the closer spindle is held in this position by the electro-magnetic hold-open device in the hydraulic closer body. However, the door can be freely operated by virtue of the free-swing function integrated in the arm.

In the event of a fire or power failure, the door is reliably and securely closed automatically by the hydraulic door closer.

Typical applications include fire and smoke check doors in senior citizen homes, homes for the disabled and hospitals etc.

Note:

In the case of double doors, the free-swing function may only be used on the active leaf.



- 1 Free-swing range
- 2 Fully controlled closing (de-energised)

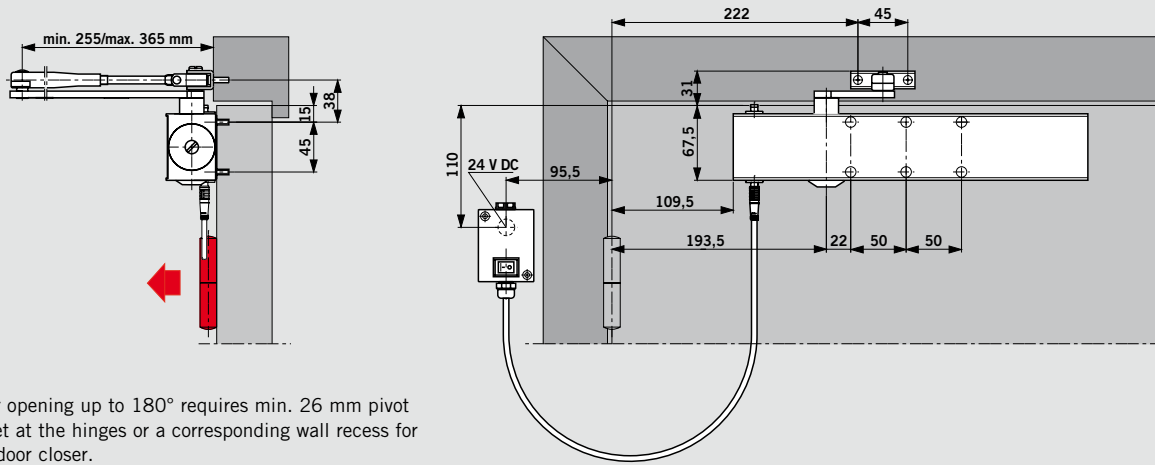
F Approval certification

TS 73 EMF

The DORMA TS 73 EMF has been approved as compliant with national building regulations by the German Institute for Building Technology DIBt, Berlin, in conjunction with the smoke detector systems DORMA RMZ-K/S, DORMA RMZ 2 and other reputable smoke detector systems. Acceptance inspection is mandatory.

When using the TS 73 EMF fixed to the top jamb, approval certification is additionally required in conjunction with the fire and smoke check door concerned.

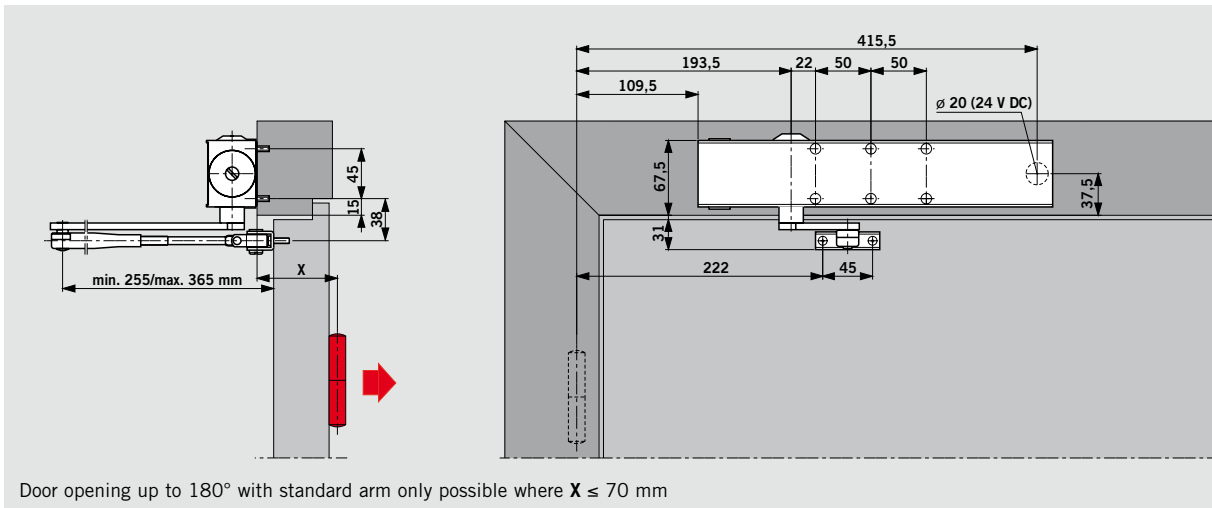
Applications and installation



Door opening up to 180° requires min. 26 mm pivot offset at the hinges or a corresponding wall recess for the door closer.

Standard fixing of DORMA TS 73 EMF hold-open device (door leaf fixing).

Example: LH/ISO 6 door; mirror image for RH/ISO 5 door.

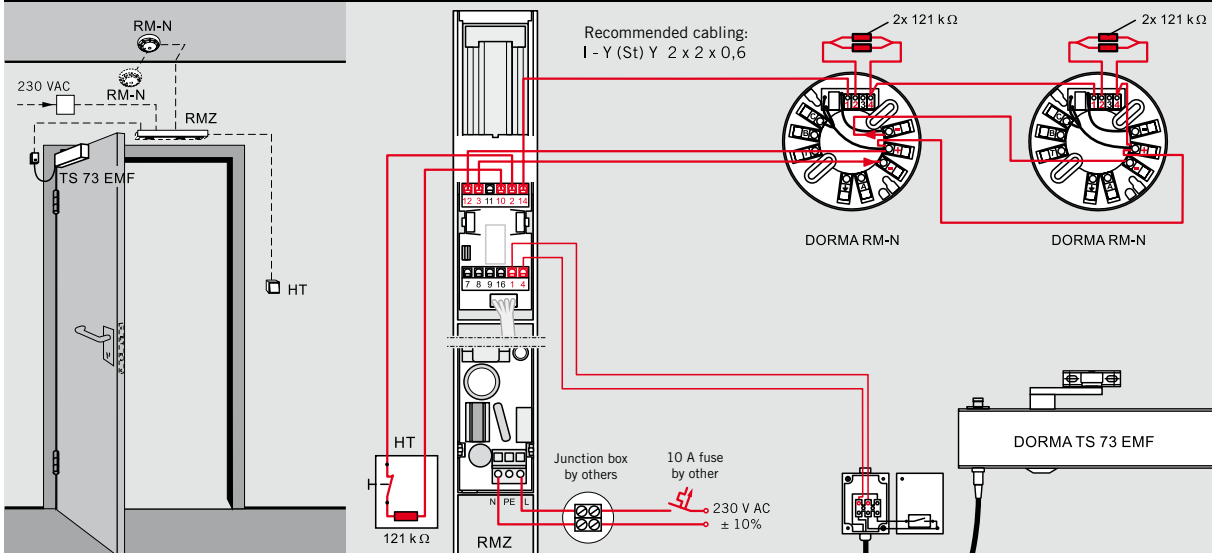


Door opening up to 180° with standard arm only possible where $X \leq 70$ mm

Top jamb fixing of DORMA TS 73 EMF hold-open device (frame installation).

Example: RH/ISO 5 door; mirror image for LH/ISO 6 door).

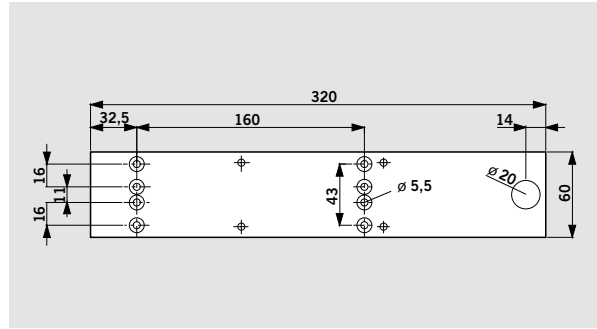
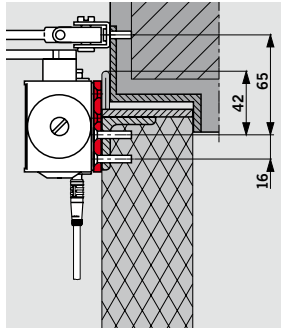
Example application: Hold open system DORMA TS 73 EMF + RMZ + 2x RM-N



Accessories

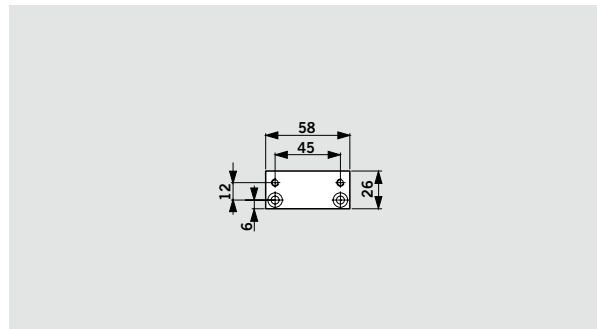
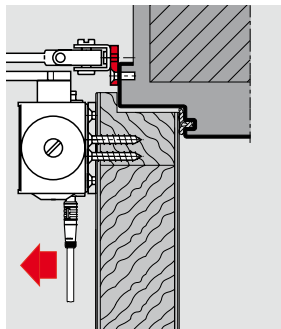
Mounting backplate

For pull and push side fixing.
For mounting the DORMA TS 73 EMF to fire and smoke check doors and also doors in which no direct fixing is possible; with hole group per Supplement 1 to EN 1154.



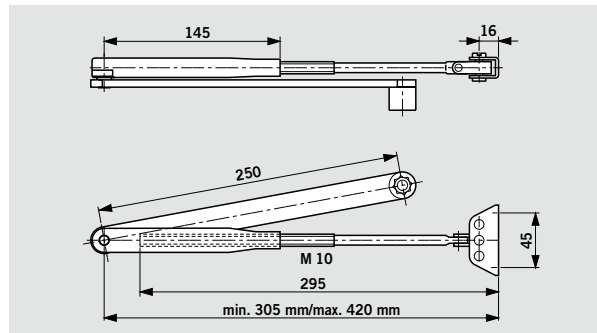
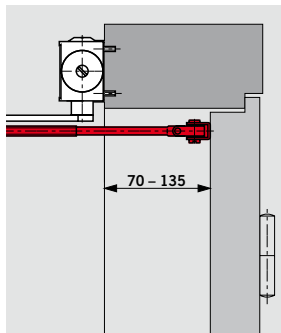
Upstand bracket

For pull-side installation of the arm on particularly narrow door frames.



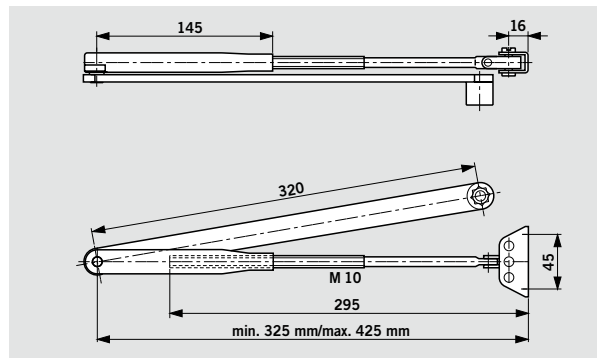
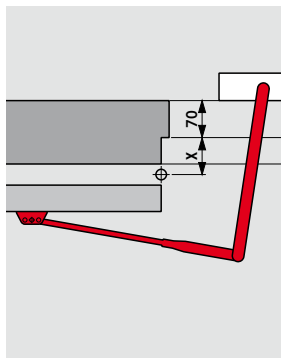
Extended adjustable arm

For push side fixing.
For adapting the DORMA TS 73 EMF to door sets with frame reveal depths between 70 and 135 mm.



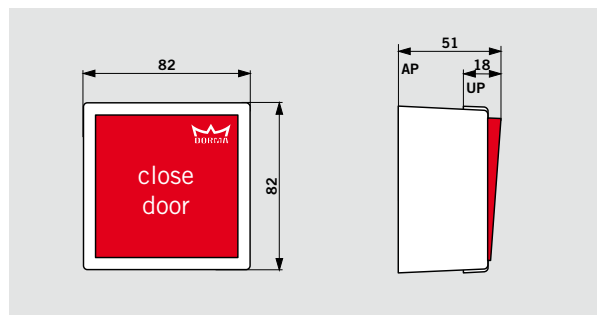
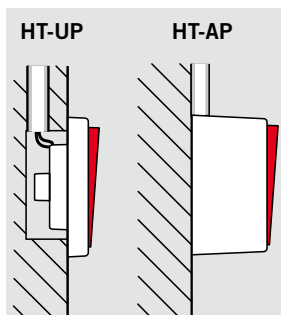
Extended arm assembly

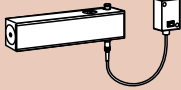




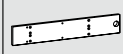




For push side fixing.
For increasing the door opening to 180° in door sets with a frame reveal depth of max. 70 mm and where $X < 70$ mm.





DORMA HT manual switch

According to the code of practice for hold-open systems issued by the DIBt, Berlin, a manual release switch must be installed in the case of free-swing door closers.



Standard equipment and optional accessories								
TS 73 EMF hold-open device Pull-side door leaf fixing 	Standard arm  <input type="checkbox"/> 7540xx00	Free swing arm  <input type="checkbox"/> 530005xx	Extended adjustable arm  <input type="checkbox"/> 7540xx01	Extended arm assembly  <input type="checkbox"/> 7540xx34	Mounting backplate  7300xx10	Upstand bracket  830014xx	Manual switch  HT-UP 35901531  HT-AP 35901532	
	Spring strength EN 4 <input checked="" type="checkbox"/> 530101xx	<input type="checkbox"/>	<input type="checkbox"/>			#	#	#
	Spring strength EN 5 <input checked="" type="checkbox"/> 530401xx	<input type="checkbox"/>	<input type="checkbox"/>			#	#	#
	Spring strength EN 6 <input checked="" type="checkbox"/> 530701xx	<input type="checkbox"/>	<input type="checkbox"/>			#	#	#
TS 73 EMF hold-open device Push-side top jamb fixing 								
	Spring strength EN 4 <input checked="" type="checkbox"/> 531101xx	<input type="checkbox"/>	<input type="checkbox"/>	<input type="checkbox"/>	<input type="checkbox"/>	#		#
	Spring strength EN 5 <input checked="" type="checkbox"/> 531401xx	<input type="checkbox"/>	<input type="checkbox"/>	<input type="checkbox"/>	<input type="checkbox"/>	#		#
	Spring strength EN 6 <input checked="" type="checkbox"/> 531701xx	<input type="checkbox"/>	<input type="checkbox"/>	<input type="checkbox"/>	<input type="checkbox"/>	#		#

Smoke detector system	
Smoke detector RMZ  648000xx	Smoke detector RM-N  64830000


Order No.
 = Closer body separate
 = Arm assembly separate
 # = Optional accessory

Colour
 Silver 01
 Special colour 09

DORMA TS 73 EMF specification text

Hold-open device with electro-hydraulic hold-open function and integral pressure compensation feature for stable, infinitely variable and temperature-immune hold-open positions at door opening angles between 75° and 180°. Closing speed and latching action infinitely variable. Non-handed. Operating voltage 24 V DC. General building regulations approval issued by DIBt, Berlin, for use in hold-open systems. Acceptance inspection mandatory.

- Installation**
- Door leaf fixing
 - Top jamb fixing
- Spring strength**
- EN 4
 - EN 5
 - EN 6
- Arm type**
- Standard
 - Free-swing
 - Extended adjustable arm
 - Extended arm assembly

- Accessories**
- Mounting backplate
 - Upstand bracket
 - Manual switch
- Colour**
- Silver
 - Special colour _____ (sim. to RAL _____)
- Make**
- DORMA TS 73 EMF
-  TS73EMF

The use of hold-open systems is subject to special regulations based on official approval requirements. These relate in particular to the final inspection (acceptance), continuous monitoring and maintenance.

The regulations and instructions provided below are intended as an aid, pursuant to statutory regulations that apply e.g. in Germany, to ensure that all participants are properly informed of the most important requirements that relate to the installation and operation of hold-open systems.

Further information can be found in the following documents:

- Richtlinien für Feststellanlagen des Deutschen Instituts für Bautechnik, Berlin
[Code of practice relating to hold-open systems issued by the German Institute for Building Technology, Berlin]

- General building regulations pertaining to the approval of the hold-open system concerned
- EN 1155

1. General

1.1 In the case of fire doors (and similar shutters/closures/barriers) that are held open by hold-open systems, the sweep area necessary for the closing operation must be kept constantly clear. This area must be clearly identified by lettering, floor markings or similar. Where necessary, structural measures must also be implemented to ensure that cables, leads, lines,

pipes, stored/deposited goods or components (e.g. false ceilings or other overhead items/elements) are reliably prevented from falling into the sweep area.

1.2 Wherever possible, smoke detectors should be used for hold-open systems. For hold-open systems for fire doors in emergency escape routes, smoke detectors must be used.

1.3 Each hold-open device must also be capable of being released by hand, without adversely affecting the functional capabilities of the automatic release device. In the case of door closers with electro-magnetic hold-open, the manual release may be performed by a small tug applied to the door leaf. If holding electro-magnets or free-swing door closers are

used, a pushbutton must be provided to facilitate manual release.

The manual release push-buttons employed for this purpose must be red and carry the wording "Close Door" or equivalent. The pushbutton must be located in the immediate vicinity of the door and must not be concealed by the door when this is held open.

2. Final inspection (acceptance)

2.1 In Germany and countries governed by DIN regulations: Following on-site installation of the operable hold-open system, its functional integrity and quality of installation must be confirmed by an acceptance inspection procedure. The acceptance inspection may only be performed by skilled personnel of manu-

facturers of monitoring and/or hold-open devices, skilled personnel authorized by same, or skilled personnel from an accredited inspection agency.

2.2 In Germany and countries governed by DIN regulations: Once the acceptance inspection has been successfully completed, the operator shall permanently fix on the wall

in the immediate vicinity of the door, a plate supplied by the manufacturer of the hold-open system measuring 105 mm x 52 mm and carrying the inscription
Hold-open system
Inspected by... (company logo with month and year of acceptance inspection) or equivalent

2.3 The operator is to be provided with a certificate detailing the successful acceptance inspection; this certificate must be retained by the operator.

3. Periodic surveillance

3.1 The hold-open system must be kept by the operator in a constantly good operating condition, and inspected at least once a month to ensure that it is functioning properly.

3.2 In addition, the operator is obliged at least once a year, or at shorter intervals if specified in the approval certificate, to inspect all the devices to ensure that they are operating and interacting properly and without fault,

and to carry out or instigate adequate maintenance. The associated test, inspection and the maintenance work may only be performed by an expert or an appropriately trained person.

3.3 The scope, result and time of the periodic inspection are to be recorded. These records must be retained by the operator.



Door Control



Automatic



**Glass Fittings
and Accessories**



**Security/Time
and Access (STA)**



Movable Walls